








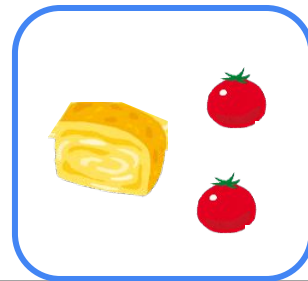





令和6年度  
国際生入試


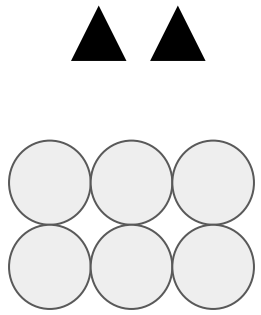
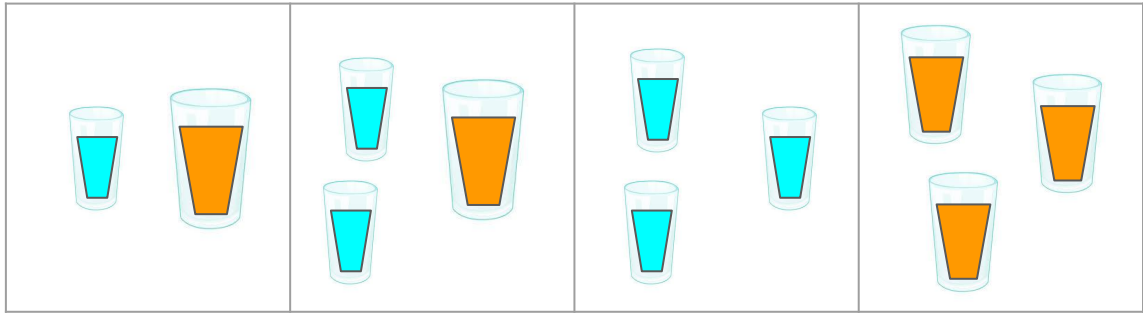
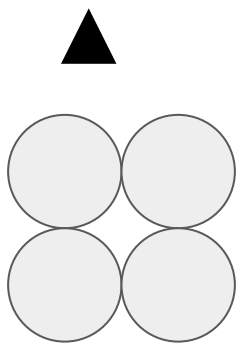
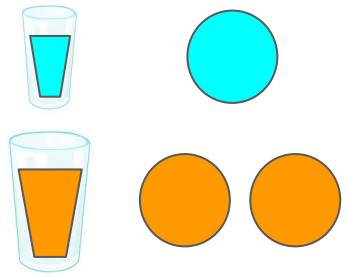



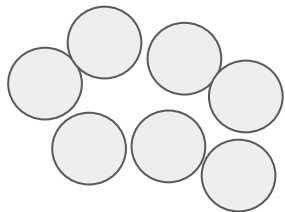
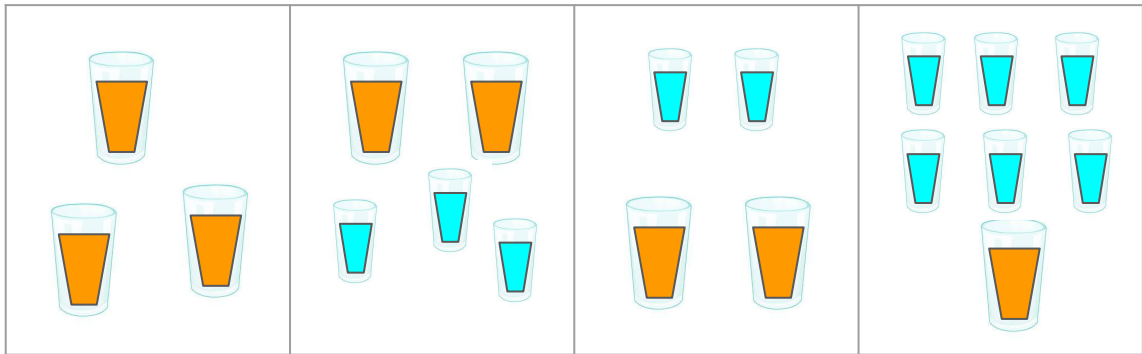
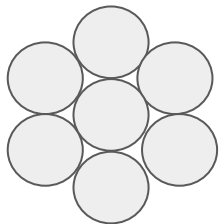
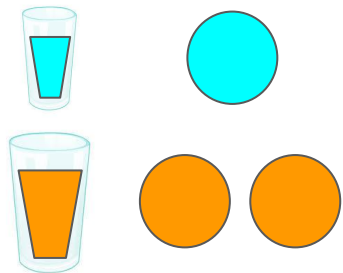































## The script of “Paper-E”

Welcome to Kaichi gakuen! You are going to perform your English proficiency as well as your critical thinking and general knowledge in this section, Paper E. Show us what you can do in English, and we will look forward to a fun time together!

You will find a paper packet that looks like this with your name tag on. Please check if you have the right packet now.

I will read all the descriptions only once so please listen carefully.

Let's begin. Open the first page and look at the box with 1 diamond.

You will listen to some descriptions and circle the appropriate pictures on each sheet.

Please take your pencil.

1. Look at the 1st black diamond. Circle two sports that use a ball.
2. Look at the 2 black diamonds. Circle two pictures that you use when you write something

Please put down your pencil. Turn onto the next page, please. Please take your pencil.

3. Look at the 3 black diamonds. Circle two pictures that show warm drinks.
4. Look at the 4 black diamonds. Circle 2 pictures of outdoor activities.

Please put down your pencil. Turn onto the next page, please. Please take your pencil.

5. Look at the 5 black diamonds. Circle two items that you use when you go to pool.
6. Look at the 6 black diamonds. Circle two living things that grow roots under the ground.

please put down your pencil. Turn onto the next page, and wait quietly for the next instruction.

It's lunch time and your friend Tomoko wants to trade some of her lunch items with yours. Your lunch box is with the orange star. Listen to descriptions and draw a circle on the picture that shows what's in your lunch box after trading. Now look at the black square. You have 4 choices. Circle the right picture of what's in your lunch box. Let's take a quick look.

You have 2 rice balls, a piece of sausage and 2 omelets, and one tomato. Now what does Tomoko have in her lunch box? She has 2 rice balls as well, 2 boiled eggs, one piece of fish, and 2 pieces of broccolis! please take your pencil. So let's start!

*Tomoko wants one of your omelets, and you want her fish. So those items will be traded.*

Please put down your pencil. Turn onto the next page.

---

Next there are 2 rice balls, 2 sausages, 2 boiled eggs, broccoli, and tomatoes in your lunch box whereas Tomoko has one rice ball, fish, omelet, and tomatoes. Now look at 2 black squares and circle the right picture of what's in your lunch box. Now we will start trading. please take your pencil. So let's start!

*You have eaten two rice balls and one sausage. Then, Tomoko offers her omelet to you. You give her broccoli and hard boiled egg.*

Please put down your pencil. Turn onto the next page.

You will fill up empty circles with two colors, blue and orange. Did you find the blue glass? The blue glass fills one circle while the orange glass fills 2 circles. Choose the picture showing the right number of glasses needed to fill up all the empty circles.

Move onto the 2 black triangles. Please take your pencil. please begin.

Please put down your pencil. Turn onto the next page.

Then, move on to the 3 black triangles.

Finish the 4 black triangles.

When you finish, turn to the next page and wait for the next instruction.

Please take your pencil and begin.

Please put down your pencil. Turn onto the next page.

You are going to listen to a short story about a little girl. After the story ends, I will ask you 5 questions about the story and you will circle the most appropriate picture.

Once upon a time there was a girl named Umeko. One day in the morning, she decided to take a walk to a park in her neighborhood. On the way to the park, she saw a dog.

Umeko said to the dog, "good morning, how are you?"

The dog replied to her, "I'm fine, thank you. what's your name?"

Umeko said, "I'm Umeko."

The dog said, "Hi, Umeko, nice to meet you. Do you like candies? I have two. You can have one."

Umeko answered, "Yes, I would love that. Thank you. I'm going to the park. Do you want to come with me?"

Dog: "Sure, let's go!"

Umeko and the dog went to the park together and saw the dog's friend, a monkey and a bird. They played together, and sang together. Umeko had a great day.

Please look at the box with 1 black heart. I will ask you questions and choose your answers. please take your pencil.

♥. Where did Umeko decide to go in the morning?

♥♥. What did Dog give Umeko?

please put down your pencil and turn to the next page. Take your pencil, please.

♥♥♥. How many candies did the dog give Umeko?

♥♥♥♥. Who did Dog and Umeko see at the park?

please put down your pencil and turn to the next page. Take your pencil, please.

♥♥♥♥♥. What did Umeko and her new friends do together?

please put down your pencil and turn to the next page.

You will hear another short story about a little boy. Listen carefully and you are going to answer the questions at the end.

This is a day of the life of Taro's.

Taro is 6 years old. He is from Saitama. He has 4 family members, his father, mother, a younger sister and Taro.

Taro gets up at 7:00. He washes his face and eats breakfast. He likes to eat rice and natto for breakfast. He drinks a glass of milk too. Taro goes to kindergarten at 8:00. He likes



playing soccer, running, and dancing. Lunch is at noon. After lunch, he takes a nap for half an hour. Taro comes back home at 2:00, and spends time with his younger sister. They read and draw together. Taro's family usually have dinner at 6:30. Taro takes a bath and brushes teeth and goes to bed by 9:00.

Please look at the box with 1 black star. I will ask you questions and choose your answers.  
please take your pencil.

★. How many family members are there in Taro's family?

★★. What does Taro like to eat for breakfast?

Please put down your pencil. Open the next page. Take your pencil.

★★★. What does Taro do at his kindergarten?

★★★★. How does Taro spend time with his younger sister?

please put down your pencil.

You have finished the Paper-E section. You can leave it on your desk.

# The script of “Activity”

Hello everyone.

I like curry very much. Do you like curry rice? When you think of the birthplace of curry, India may come to mind. But did you know that Japanese curry is now very popular all over the world? We are thinking of expanding the Kaichi Curry Shop to the whole world. Today we would like to ask you all to make some delicious-looking curry rice.

First of all, I would like you to cut the curry roux and stick it on top of this rice. Now, please start cutting along the lines. When you have finished cutting, stick it on top of the rice with glue.

Now I'm going to ask you to divide into groups.

In these groups, discuss and come up with three delicious-looking curries.

Discuss what ingredients would make a popular curry.

However, please note that there are certain conditions for making the curry.

(1) Different ingredients must be used for each curry.

(2) You can only choose up to three ingredients at most.

(3) You must not use the same pattern for the lunch mats in your group.

Now, please discuss in groups.

Now let's actually make it. Each person in the group should bring enough ingredients for everyone. You have 10 minutes. Please begin.

Now paste the curry and rice you have made on the whiteboard.

Please tell us about your ideas and impressions.

Thank you so much for your ideas. Our Kaichi curry shop will be very popular all around the world. Thank you for creating wonderful curry! Now I'm very hungry and I want to eat curry and rice...

Now let's clean up. Wipe your hands with a hand towel and put it on the corner of the desk. Please put your rubbish in the rubbish bin. Put the things you have brought in your bag.

Thank you so much. We're looking forward to seeing you in the near future. Bye!